

PINE TREE 2016-2017

Scotch Elementary Requirements & Information






Your Mission:

Your mission is to read enough Pine Tree books to reach or exceed your personal goal. You can checkout books from your classroom, the iCenter or the WBTPL. Once you have read a book, you need to earn credit for it by completing the Pine Tree Credit Form online (during iCenter or class time @Scotch).

Student Goal:

There are **3 levels of achievement** that you can select from for your personal Pine Tree Goal. Each level you reach will earn you a reward. When selecting your personal goal, keep in mind that the program runs from **December 5 through February 28** and that your teacher will read 1 book aloud to the entire class. You will receive a bookmark and a goal tracker sheet to help you keep track of the books you have read.

Rewards that can be earned:

Level 1 (2-6 books)	Level 2 (7-15 books)	Level 3 (16-21 books)
		
Earn your "Reading is Cool" Brag Tag!	Earn your "Reading Award" Brag Tag! & a free meal coupon from a local restaurant!	Earn your "Reading Star" Brag Tag & your name is entered into the drawing to be invited to the author reception at the WBTPL in March!!!

READ ALL 21 Pine Tree Titles:

You'll be invited to a special celebration with Mrs. Carson in the iCenter!!!!

March Celebration:

Besides earning prizes, all students will be able to hear our Pine Tree author, Grace Lin at a school assembly.

Credit Activities:

For each book read, including free choice selections and alternate books (approved by your classroom teacher), **you will need to complete the Pine Tree Credit form online listed for your class.**

- ✓ ONLY complete your online credit forms at school. You will login & only forms completed during school hours will be counted toward completion credits.
- ✓ Once you have completed the form for a book read, you will be able to check the book off on your bookmark and your goal tracker sheet.
- ✓ Once you have read enough books to reach a level, you can bring in the level form when you come to the iCenter for media and select your prize. You will then decorate a level badge that you will place on your classroom Pine Tree in the hallway.

Level Forms

Complete at home and turn in to the
iCenter on your media day.



Level 3: My child _____ has reached **Level 3**
in Pine Tree by reading and doing the credit activity for _____ books
(**16 - 21+ books** is the requirement for this level).

Parent Signature _____

Date: _____ Teacher's Name: _____

Level 2: My child _____ has reached **Level 2**
in Pine Tree by reading and doing the credit activity for _____ books
(**7-15 books** is the requirement for this level).

Parent Signature _____

Date: _____ Teacher's Name: _____

Level 1: My child _____ has reached **Level 1**
in Pine Tree by reading and doing the credit activity for _____ books
(**2 - 6 books** is the requirement for this level).

Parent Signature _____

Date: _____ Teacher's Name: _____